

<https://registration.judocanada.org/membership/>

The screenshot shows the 'Membership' page on the Judo Canada website. At the top, there is a navigation bar with 'Membership', 'Find a Club', 'Find a Member', and 'Support' on the left, and 'LOG IN', 'FRANÇAIS', and social media icons on the right. Below the navigation is a banner image featuring several cartoon mascots in judo uniforms. The main heading is 'Join or renew your Judo Canada membership'. There are two main sections: 'INDIVIDUAL MEMBERSHIP' and 'CLUB MEMBERSHIP'. The 'INDIVIDUAL MEMBERSHIP' section includes a sub-heading, a paragraph of text, and a red button labeled 'REGISTER INDIVIDUAL(S)'. The 'CLUB MEMBERSHIP' section includes a sub-heading, a paragraph of text, and a red button labeled 'REGISTER A CLUB'. Below these sections is a heading 'Judo Canada Associations' followed by three logos: 'Judo Alberta', 'JUDO BC', and 'JUDO MANITOBA'.

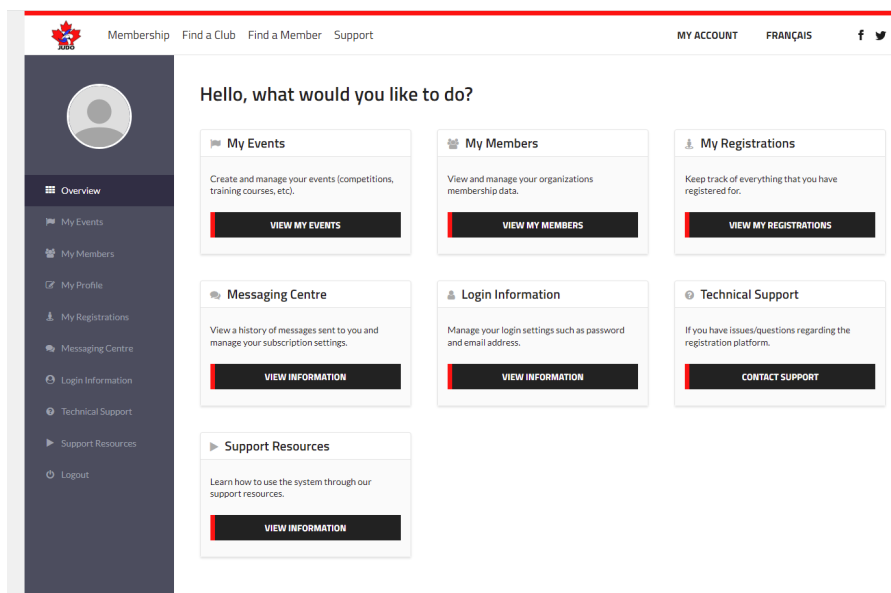
From here you can register your club, and members.

To register your club, you do not have to log in. It first asks for your province, then goes to screen to enter your club information. Click on down arrow at Name of Club to select yours. Fill in all required fields. Once you have completed your club membership, click on the Membership link to register your members.

To register members, you need to log in.

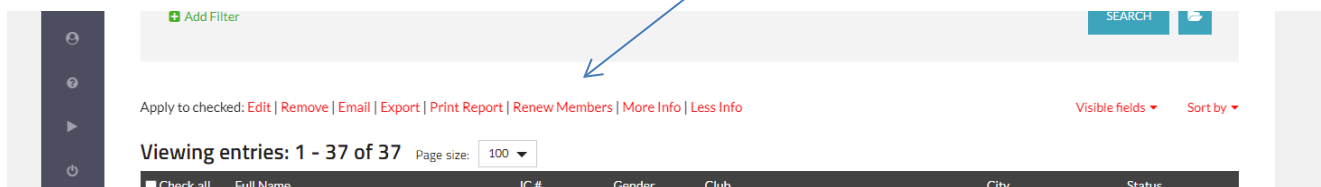
The screenshot shows the 'Login' page on the Judo Canada website. At the top, there is a navigation bar with 'Membership', 'Find a Club', 'Find a Member', and 'Support' on the left, and 'LOG IN', 'FRANÇAIS', and social media icons on the right. The main heading is 'Login'. There are two input fields: 'Email' and 'Password - Forgot?'. Below the password field is a red button labeled 'LOGIN'. To the right of the login form is a large image of the Judo Canada mascots. At the bottom left, it says 'Powered by TRACKIE'.

This is what you will see:




To register your members, click on My Members, then click on your club to bring up a list of members of the last few years.

As before, check off the ones you want to renew, click on Renew Members, ensure the information is correct for each member.



To add new members, click on the green Add Registrants button. This is what you should see (except with your club name):


 Membership Find a Club Find a Member Support MY ACCOUNT FRANÇAIS

VIBANK Contact Us Clear Form Vibank, Saskatchewan

01. Registrant Information 02. Confirmation & Payment 03. Receipt

of individuals that you want to register: 1 Share fields

Are you a new or renewing member?

 I am new to Judo Canada

 I am already or am renewing my membership with Judo Canada

Gender:

 Male Female

Full Mailing Address - Street Address:

Province/State:

Individual Email:

 Opt in to receive emails

Visually Impaired:

 No Yes

First Name:

Last Name:

Date of Birth:

 / /

School Name:

Address 2:

City:

Country:

Postal Code:

Home Phone:

Work Phone:

Physical disability:

 None Deaf Autistic Other

Indigenous Descent:

 No Yes

Please select each option that applies to this member

Payment:

Once you are done with registering, Trackie shows how much you owe.

If you are making payment by cheque, make cheque payable to Judo Saskatchewan and send to the Registrar.

If you are making payment by e-transfer, send it to treasurer@judosask.ca